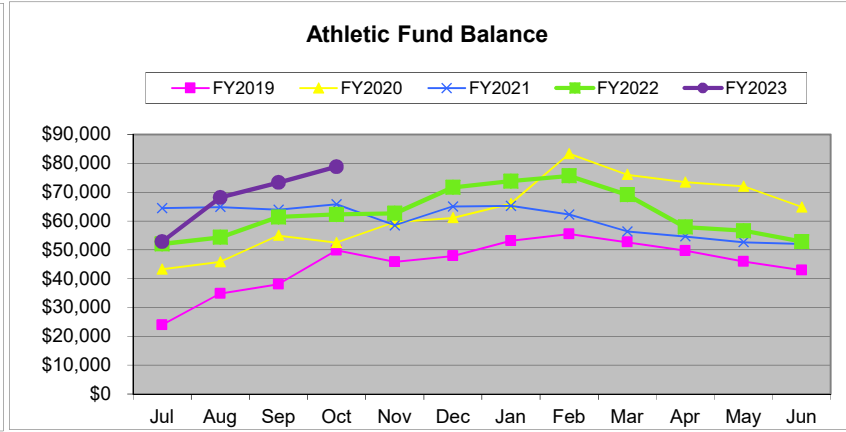
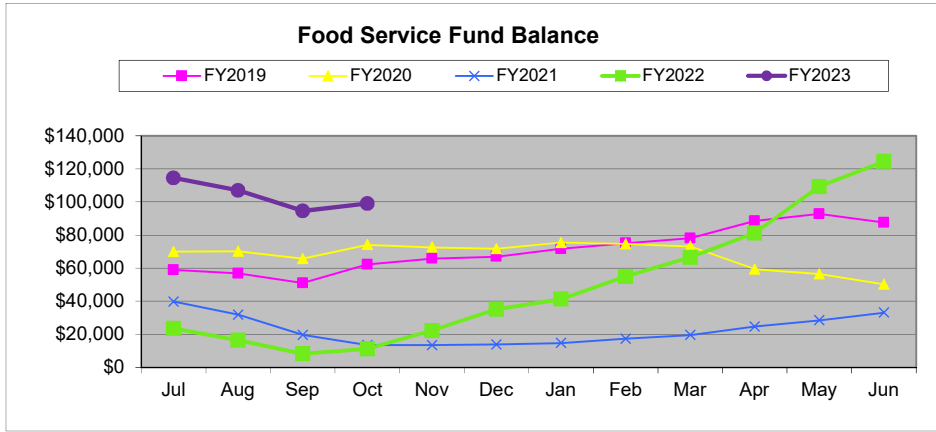


**Lucas Local Schools**  
Monthly Finance Report  
For the period ending: OCT 2022



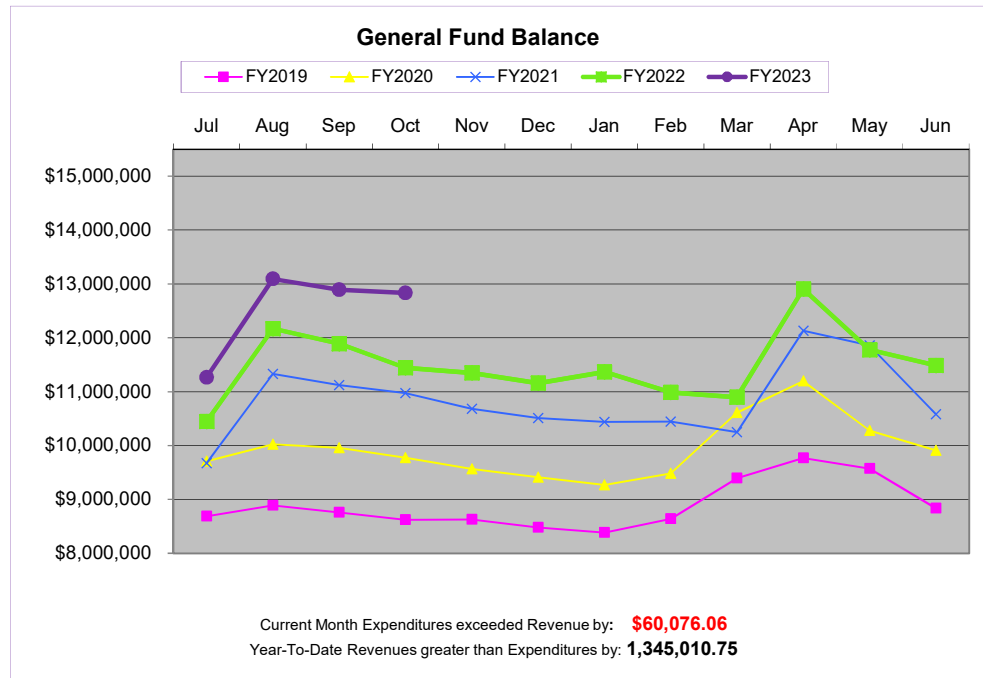
<b>PERMANENT IMPROVEMENT FUND (003):</b>	<b>\$ 727,160.64</b>
<b>CAPITAL PROJECTS FUND (070):</b>	<b>\$2,111,790.40</b>
<b>Expenditures Current Month:</b>	
GARMANN MILLER	\$ (1,290.00)
VASCO ASPHALT CO	\$ (99,887.00)

**Total \$ (101,177.00)**

<b>Open Purchase Orders:</b>	
GARMANN-MILLER & ASSOC	\$ 215.00
PO#5230072	
VASCO ASPHALT COMPANY	\$ 7,500.00
PO#5230206	

**Total \$ 7,715.00**

**Amount Available for Projects: \$ 2,831,236.04**



Current Month Expenditures exceeded Revenue by: **\$60,076.06**  
Year-To-Date Revenues greater than Expenditures by: **1,345,010.75**

<b>General Fund Information:</b>		
Ending cash balance as of June 30, 2022:	\$11,487,034	Actual (updated 6/30/2022)
Forecasted Ending cash balance June 30, 2023:	\$11,092,838	updated 05/17/2022
Forecasted Ending cash balance June 30, 2024:	\$11,364,823	updated 05/17/2022
Forecasted Ending cash balance June 30, 2025:	\$ 11,454,338	updated 05/17/2022
Forecasted Ending cash balance June 30, 2026:	\$ 11,613,310	updated 05/17/2022

Gross Depository Balances:

Richland Bank General	\$148,163.98
Richland Bank Sweep	\$429,907.52
Richland Bank Payment	\$1,000.00
Richland Bank MM Savings	\$341,590.18
Star Ohio	\$11,371,726.44
Richland Bank Athletic	\$1,151.50

Total Depository Balances (Gross) \$12,293,539.62

Adjustments to Bank Balance:

Cash in Transit to Bank	\$0.00
Outstanding Checks	(\$83,945.02)
Adjustments:	
Athletic Checking	(\$1,151.50)

Total Adjustments to Bank Balance (\$85,096.52)

Investments:

Treasury Bonds and Notes	\$0.00
Certificate of Deposits	\$0.00
Other Securities	\$0.00
Other Investments:	
Richland Bank Investments (Cost Basis)	\$3,964,544.11

Total Investments \$3,964,544.11

Cash on Hand:

Petty Cash:	
Change Cash:	
BOARD,ELEM, MS,HS,ST ACT OFFICE CHANGE FUND	\$350.00
ATHLETICS CHANGE FUND	\$1,200.00
Cash with Fiscal Agent	\$0.00

Total Cash on Hand \$1,550.00

Total Balances \$16,174,537.21

Total Fund Balance \$16,174,537.21

Depository Clearance Accounts:

Total Clearance Account Balances \$0.00

Treasurer

## LUCAS LOCAL SCHOOL DISTRICT

### Cash Summary Report

FUND/SCC	Description	Initial Cash	MTD Received	FYTD Received	MTD Expended	FYTD Expended	Fund Balance	Encumbrance	Unencumbered Balance
001-0000	GENERAL FUND	\$ 11,404,321.97	\$ 395,652.78	\$ 3,406,173.95	\$ 455,185.89	\$ 2,075,611.30	\$ 12,734,884.62	\$ 1,157,215.18	\$ 11,577,669.44
001-9003	ECONOMIC DISADVANTAGED	66,687.08	0.00	0.00	0.00	68.31	66,618.77	0.00	66,618.77
001-9300	CASINO REVENUES SET ASIDE	16,025.10	0.00	17,340.05	542.95	2,823.64	30,541.51	22,315.04	8,226.47
003-9096	PERMANENT IMPROVEMENT	1,018,602.64	0.00	0.00	101,177.00	291,442.00	727,160.64	7,715.00	719,445.64
006-0000	FOOD SERVICES FUND	124,502.29	25,740.70	41,641.42	21,290.45	67,079.06	99,064.65	141,274.14	(42,209.49)
007-9001	SPECIAL TRUST - ELEM FACULTY	654.32	1.72	5.80	0.00	0.00	660.12	0.00	660.12
007-9003	SPECIAL TRUST - M.S. & H.S. FACULTY	117.47	0.31	1.04	0.00	0.00	118.51	0.00	118.51
007-9004	Cathy Gilbert Memorial	1,890.54	4.96	16.74	0.00	0.00	1,907.28	0.00	1,907.28
007-9011	MICHAEL C. FANELLO MEMORIAL SCHOLARSHIP	19,451.80	51.05	172.23	0.00	0.00	19,624.03	1,500.00	18,124.03
008-9095	ENDOWMENT FUND	9,820.56	25.77	86.94	0.00	0.00	9,907.50	500.00	9,407.50
008-9096	Scholarship fund Shelby Cooper	0.00	0.00	3,000.00	0.00	0.00	3,000.00	3,000.00	0.00
008-9099	ENDOWMENT-CHRISTINE WYKA SCHOLARSHIP	32,490.90	85.28	287.68	0.00	0.00	32,778.58	500.00	32,278.58
008-9100	LSSF SCHOLARSHIP FUND	5,007.68	6.60	29.08	0.00	2,500.00	2,536.76	2,500.00	36.76
018-9001	PUBLIC SCHOOL SUPPORT FUND - ELEMENTARY	7,466.28	0.00	18.44	9.66	364.16	7,120.56	314.50	6,806.06
018-9002	PUBLIC SCHOOL SUPPORT FUND - MIDDLE SCHOOL	617.50	0.00	0.00	9.66	86.86	530.64	581.25	(50.61)
018-9003	PUBLIC SCHOOL SUPPORT FUND - HIGH SCHOOL	3,681.17	64.98	144.98	9.66	109.66	3,716.49	1,649.90	2,066.59
018-9004	SUPT/TREAS FLOWER/FUNDRSR	20.98	0.00	0.00	0.00	0.00	20.98	0.00	20.98
019-9105	PARK NATIONAL BANK TEACHER GRANT M. WARNER	250.00	0.00	0.00	153.00	153.00	97.00	0.00	97.00
019-9501	Academic Booster's Mini Grant	1,307.74	0.00	0.00	0.00	0.00	1,307.74	0.00	1,307.74
019-9700	LUCAS LOCAL SCHOOL SUSTAINING FUND	15,027.22	0.00	5,900.90	0.00	8,411.47	12,516.65	3,114.16	9,402.49
020-0000	FARM	2,248.16	0.00	0.00	0.00	0.00	2,248.16	0.00	2,248.16
070-9021	CAPITAL PROJECTS FUND	2,111,790.40	0.00	0.00	0.00	0.00	2,111,790.40	0.00	2,111,790.40
200-9001	DRAMA CLUB-ELEMENTARY	86.56	0.00	0.00	0.00	0.00	86.56	0.00	86.56
200-9002	DRAMA CLUB-MIDDLE SCHOOL	665.08	0.00	0.00	0.00	0.00	665.08	0.00	665.08
200-9015	CLASS OF 2015	1,070.40	0.00	0.00	0.00	0.00	1,070.40	0.00	1,070.40
200-9016	CLASS OF 2016	0.00	0.00	0.00	0.00	0.00	0.00	0.00	0.00
200-9017	CLASS OF 2017	887.97	0.00	0.00	0.00	0.00	887.97	0.00	887.97
200-9018	CLASS OF 2018	1,112.23	0.00	0.00	0.00	0.00	1,112.23	0.00	1,112.23
200-9019	CLASS OF 2019	869.73	0.00	0.00	0.00	0.00	869.73	0.00	869.73
200-9020	CLASS OF 2020	0.00	0.00	0.00	0.00	0.00	0.00	0.00	0.00
200-9021	CLASS OF 2021	351.22	0.00	0.00	0.00	0.00	351.22	0.00	351.22
200-9022	CLASS OF 2022	1,255.65	0.00	0.00	0.00	999.26	256.39	30.40	225.99
200-9023	CLASS OF 2023	1,976.04	180.00	680.00	0.00	0.00	2,656.04	600.00	2,056.04
200-9024	CLASS OF 2024	1,360.00	40.00	720.00	0.00	0.00	2,080.00	0.00	2,080.00

## LUCAS LOCAL SCHOOL DISTRICT Cash Summary Report

FUND/SCC	Description	Initial Cash	MTD Received	FYTD Received	MTD Expended	FYTD Expended	Fund Balance	Encumbrance	Unencumbered Balance
200-9025	CLASS OF 2025	\$ 520.00	\$ 160.00	\$ 700.00	\$ 0.00	\$ 0.00	\$ 1,220.00	\$ 0.00	\$ 1,220.00
200-9026	CLASS OF 2026	0.00	140.00	640.00	0.00	0.00	640.00	0.00	640.00
200-9125	FRENCH CLUB	1,151.71	0.00	0.00	0.00	0.00	1,151.71	0.00	1,151.71
200-9128	SPANISH CLUB	713.25	0.00	0.00	0.00	0.00	713.25	0.00	713.25
200-9144	DESTINATION IMAGINATION	64.16	0.00	0.00	0.00	0.00	64.16	0.00	64.16
200-9330	F F A	12,445.34	0.00	0.00	505.00	505.00	11,940.34	1,346.00	10,594.34
200-9440	MUSIC ACTIVITIES	10,986.02	0.00	0.00	0.00	10,986.02	0.00	0.00	0.00
200-9470	CHOIR	580.54	0.00	0.00	0.00	0.00	580.54	0.00	580.54
200-9611	ELEM STUDENT COUNCIL	2,340.59	91.25	121.53	0.00	0.00	2,462.12	0.00	2,462.12
200-9612	MIDDLE SCHOOL STUDENT COUNCIL	2,570.08	0.00	0.00	0.00	0.00	2,570.08	0.00	2,570.08
200-9613	HS STUDENT COUNCIL	3,714.64	270.00	1,350.75	108.99	980.74	4,084.65	207.41	3,877.24
200-9680	YEARBOOK	11,291.89	265.00	690.00	36.76	319.65	11,662.24	3,351.11	8,311.13
200-9690	NEWSPAPER	621.59	0.00	0.00	0.00	0.00	621.59	0.00	621.59
200-9710	LUCAS ACADEMIC HONOR SOCIETY	0.00	0.00	198.00	0.00	0.00	198.00	0.00	198.00
200-9810	LUCAS SCHOOLS PEP CLUB	632.60	0.00	0.00	0.00	0.00	632.60	200.00	432.60
300-9001	ELEM/MS LIBRARY	9,476.31	25.00	705.41	2,424.15	2,424.15	7,757.57	10,075.43	(2,317.86)
300-9003	HS LIBRARY	983.78	0.00	48.30	0.00	0.00	1,032.08	0.00	1,032.08
300-9440	BAND/MUSIC DIST MANAGED ACT ACCT	0.00	343.50	11,817.52	74.11	590.81	11,226.71	25.89	11,200.82
300-9500	ATHLETIC	52,824.59	11,950.00	44,429.02	6,492.75	18,454.98	78,798.63	39,321.84	39,476.79
300-9510	ATHLETICS - HS FOOTBALL	15,831.15	0.00	301.00	0.00	8,069.98	8,062.17	960.00	7,102.17
300-9511	ATHLETICS - MS FOOTBALL	87.67	0.00	0.00	0.00	0.00	87.67	0.00	87.67
300-9520	ATHLETICS - BOYS HS BASKETBALL	1,045.99	0.00	1,699.00	0.00	0.00	2,744.99	0.00	2,744.99
300-9521	ATHLETICS - BOYS MS BASKETBALL	98.61	0.00	0.00	0.00	0.00	98.61	0.00	98.61
300-9525	ATHLETICS - GIRLS HS BASKETBALL	436.68	0.00	0.00	0.00	0.00	436.68	0.00	436.68
300-9526	ATHLETICS - GIRLS MS BASKETBALL	52.44	0.00	0.00	0.00	0.00	52.44	0.00	52.44
300-9528	ATHLETICS - WRESTLING	3,900.11	0.00	0.00	0.00	0.00	3,900.11	0.00	3,900.11
300-9530	ATHLETICS - BASEBALL	2,246.63	0.00	1,500.00	0.00	2,018.59	1,728.04	855.00	873.04
300-9540	ATHLETICS - SOFTBALL	2,235.47	0.00	9,392.00	0.00	1,360.00	10,267.47	0.00	10,267.47
300-9550	ATHLETICS - HS VOLLEYBALL	1,168.97	0.00	3,848.50	1,276.25	3,182.89	1,834.58	144.00	1,690.58
300-9551	ATHLETICS - MS VOLLEYBALL	0.00	0.00	0.00	0.00	0.00	0.00	0.00	0.00
300-9553	ATHLETICS - HS CHEERLEADING	3,373.28	770.00	1,712.85	159.80	2,071.76	3,014.37	77.70	2,936.67
300-9554	ATHLETICS - MS CHEERLEADING	107.80	0.00	0.00	0.00	0.00	107.80	0.00	107.80
300-9560	ATHLETICS - HS CROSS COUNTRY	744.34	30.00	280.00	0.00	0.00	1,024.34	0.00	1,024.34

## LUCAS LOCAL SCHOOL DISTRICT

### Cash Summary Report

FUND/SCC	Description	Initial Cash	MTD Received	FYTD Received	MTD Expended	FYTD Expended	Fund Balance	Encumbrance	Unencumbered Balance
300-9561	ATHLETICS - MS CROSS COUNTRY	\$ 220.11	\$ 0.00	\$ 0.00	\$ 0.00	\$ 0.00	\$ 220.11	\$ 0.00	\$ 220.11
300-9570	ATHLETICS - HS TRACK & FIELD	2,224.86	84.00	84.00	330.60	330.60	1,978.26	0.00	1,978.26
300-9571	ATHLETICS - MS TRACK & FIELD	0.00	0.00	0.00	0.00	0.00	0.00	0.00	0.00
451-9021	eTech Ohio Connectivity Subsidy	0.00	0.00	0.00	0.00	0.00	0.00	0.00	0.00
451-9022	eTech Ohio Connectivity Subsidy	0.00	0.00	0.00	0.00	0.00	0.00	0.00	0.00
451-9023	DATA COMMUNICATION FUND	0.00	2,700.00	2,700.00	0.00	0.00	2,700.00	0.00	2,700.00
467-9020	Student Wellness and Success Fund FY20	0.00	0.00	0.00	0.00	0.00	0.00	0.00	0.00
467-9021	Student Wellness and Success Fund FY21	29,022.69	0.00	0.00	0.00	0.00	29,022.69	29,022.69	0.00
467-9022	Student Wellness and Success Fund FY21	0.00	0.00	0.00	0.00	0.00	0.00	0.00	0.00
499-9020	SCHOOL SAFETY GRANT	0.00	0.00	0.00	0.00	0.00	0.00	0.00	0.00
499-9021	SCHOOL SAFETY GRANT	0.00	0.00	0.00	0.00	0.00	0.00	0.00	0.00
499-9022	MISCELLANEOUS STATE GRANT FUND	0.00	0.00	0.00	0.00	0.00	0.00	0.00	0.00
499-9121	School Bus Purchase Program	0.00	0.00	0.00	0.00	0.00	0.00	0.00	0.00
507-9021	ESSER (Elem & Sec School Emergency Relief)	0.00	0.00	0.00	0.00	0.00	0.00	0.00	0.00
507-9022	ESSER II	0.00	0.00	0.00	0.00	731.10	(731.10)	1,995.00	(2,726.10)
507-9023	ESSER II	0.00	0.00	0.00	0.00	0.00	0.00	0.00	0.00
507-9122	ARP ESSER	0.00	0.00	10,918.43	2,618.17	28,098.04	(17,179.61)	0.00	(17,179.61)
507-9123	ARP ESSER	0.00	0.00	0.00	0.00	0.00	0.00	0.00	0.00
508-9021	GEER (Governor's Emergency Education Relief)	0.00	0.00	0.00	0.00	0.00	0.00	0.00	0.00
510-9021	CRF (Coronavirus Relief Fund)	0.00	0.00	0.00	0.00	0.00	0.00	0.00	0.00
510-9121	BroadBand Ohio Connectivity Grant	0.00	0.00	0.00	0.00	0.00	0.00	0.00	0.00
510-9221	CRF Rich Cty Commisioners	0.00	0.00	0.00	0.00	0.00	0.00	0.00	0.00
516-9020	IDEA FY-2020	0.00	0.00	0.00	0.00	0.00	0.00	0.00	0.00
516-9021	IDEA FY-2021	0.00	0.00	0.00	0.00	0.00	0.00	0.00	0.00
516-9022	IDEA FY-2021	0.00	0.00	6,808.75	0.00	6,808.75	0.00	0.00	0.00
516-9023	IDEA B	0.00	0.00	0.00	10,653.88	24,079.66	(24,079.66)	0.00	(24,079.66)
572-9021	TITLE I FY-2021	0.00	0.00	0.00	0.00	0.00	0.00	0.00	0.00
572-9022	TITLE I FY-2021	0.00	0.00	10,261.50	0.00	10,261.50	0.00	0.00	0.00
572-9023	TITLE I	0.00	0.00	0.00	4,184.89	9,851.22	(9,851.22)	0.00	(9,851.22)
572-9122	TITLE I DISADVANTAGED CHILDREN	0.00	0.00	0.00	0.00	0.00	0.00	0.00	0.00
584-9022	TITLE IV, PART A STUDENT SUPPORT AND ACADEM ENRICH	0.00	0.00	0.00	0.00	0.00	0.00	0.00	0.00
584-9023	TITLE IV, PART A STUDENT SUPPORT AND ACADEM ENRICH	0.00	0.00	0.00	0.00	0.00	0.00	0.00	0.00
587-9021	ECSE FY-2021	0.00	0.00	0.00	0.00	0.00	0.00	0.00	0.00

**LUCAS LOCAL SCHOOL DISTRICT**  
**Cash Summary Report**

FUND/SCC	Description	Initial Cash	MTD Received	FYTD Received	MTD Expended	FYTD Expended	Fund Balance	Encumbrance	Unencumbered Balance
587-9022	ECSE FY-2021	\$ 0.00	\$ 0.00	\$ 0.00	\$ 0.00	\$ 0.00	\$ 0.00	\$ 0.00	\$ 0.00
587-9023	ECSE	0.00	0.00	0.00	0.00	0.00	0.00	0.00	0.00
590-9021	TITLE II-A FY-2021	0.00	0.00	0.00	0.00	0.00	0.00	0.00	0.00
590-9022	TITLE II-A FY-2021	0.00	0.00	0.00	0.00	0.00	0.00	0.00	0.00
590-9023	TITLE II-A	0.00	0.00	0.00	2,772.84	5,545.68	(5,545.68)	0.00	(5,545.68)
599-9021	TITLE IV-A Student Sprt & Acad Enrichment	0.00	0.00	0.00	0.00	0.00	0.00	0.00	0.00
599-9022	TITLE IV-A Student Sprt & Acad Enrichment	0.00	0.00	0.00	0.00	0.00	0.00	0.00	0.00
599-9023	TITLE IV-A Student Sprt & Acad Enrichment	0.00	0.00	0.00	0.00	0.00	0.00	0.00	0.00
599-9821	ARPA 2021 K-12 SCHOOL SAFETY GRANT	0.00	0.00	149,100.67	0.00	0.00	149,100.67	1,305.00	147,795.67
599-9917	REAP 7/1/2021-09/30/2022	0.00	0.00	0.00	0.00	0.00	0.00	0.00	0.00
599-9920	EPA Clean Diesel Rebate Program CFDA 66.039	0.00	0.00	0.00	0.00	0.00	0.00	0.00	0.00
599-9922	REAP 7/1/2020-09/30/2021	0.00	0.00	5,259.80	0.00	5,259.80	0.00	0.00	0.00
599-9923	REAP 7/1/2021-09/30/2022	0.00	0.00	0.00	0.00	0.00	0.00	0.00	0.00
<b>Grand Total</b>		<b>\$ 15,025,330.57</b>	<b>\$ 438,682.90</b>	<b>\$ 3,740,786.28</b>	<b>\$ 610,016.46</b>	<b>\$ 2,591,579.64</b>	<b>\$ 16,174,537.21</b>	<b>\$ 1,431,696.64</b>	<b>\$ 14,742,840.57</b>

## Lucas Local School District Investment Report

Invest #	Issue Date	Maturity Date	Description	Interest Rate	Invested Amount
1094	12/5/2017	12/5/2022	American Express Centurion CD 02587D2Q0	2.500%	\$ 200,000.00
1095	12/15/2017	12/15/2022	First NE Bank Nebraska CD 33583FAC6	2.250%	\$ 200,000.00
1096	1/10/2018	1/10/2023	Wells Fargo CD 979763MM5	2.600%	\$ 50,000.00
2101	8/11/2021	2/17/2023	Goldman Sachs Bk USA	0.200%	\$ 150,000.00
2102	8/11/2021	2/27/2023	UBS Bk USA Salt Lake City UT	0.200%	\$ 150,000.00
1097	2/28/2018	2/28/2023	Ohio Valley Bank CD 677721CS9	2.600%	\$ 25,000.00
1098	3/6/2018	3/6/2023	State Bank of India ny 856285JS1	3.000%	\$ 225,000.00
2110	9/9/2021	9/8/2023	Industrial & Colm Bk China 45581ECQ2	0.250%	\$ 200,000.00
2113	9/15/2021	9/15/2023	Vertex Cmnty Bk NA Dallas 923450cp3	0.200%	\$ 200,000.00
2112	10/1/2021	10/10/2023	Synchrony Bank CD 87165he63	0.400%	\$ 198,000.00
2204	4/4/2022	10/19/2023	JPMORGAN CHASE	2.000%	\$ 235,000.00
2114	11/18/2021	11/24/2023	Capital One Natl Assn Va	0.500%	\$ 200,000.00
2111	9/15/2021	12/15/2023	Bank Ozk 06417nb69	0.180%	\$ 200,000.00
2205	5/9/2022	11/12/2024	UBS Bk USA Salt Lake City UT	3.000%	\$ 200,000.00
2206	5/31/2022	12/2/2024	ALLY BK MIDVALE UTAH	3.000%	\$ 200,000.00
2209	9/9/2022	9/15/2025	Morgan Stanley Bk	3.550%	\$ 200,000.00
2209-2	9/9/2022	9/29/2025	Ephrata Natl Bk	3.650%	\$ 200,000.00
2209-3	9/9/2022	9/28/2026	Security Bk & Tr Co Paris	3.850%	\$ 200,000.00
2209-4	9/19/2022	9/30/2026	Morgan Stanley Private Bk	4.050%	\$ 200,000.00
		1/28/2027	Southern Bank (Georgia)	4.300%	\$ 150,000.00
		10/6/2027	Hardin Cnty Svgs Bk Eldora	4.750%	\$ 200,000.00
<b>Total Investments at Maturity:</b>					<b>\$ 3,783,000.00</b>
		3/23/2023	U.S. Treasury T-Bills		\$ 147,588.51
			Money Market - Northern Instl Govt Select	1.100%	\$ 33,955.60
<b>GRAND TOTAL:</b>					<b>\$ 3,964,544.11</b>

Start Date: 10/01/2022

End Date: 10/31/2022

## LUCAS LOCAL SCHOOL DISTRICT MONTHLY CHECK REGISTER

Check Number	Type	Date	Name	Vendor #	Status	Reconcile Date	Void Date	Amount
0	PAYROLL	10/14/2022	LUCAS LOCAL SCHOOL DISTRICT		RECONCILED	10/14/2022		\$ 145,230.48
0	PAYROLL	10/27/2022	LUCAS LOCAL SCHOOL DISTRICT		RECONCILED	10/28/2022		148,163.58
0	ACCOUNTS_PAYABLE	10/10/2022	CENTURYLINK	131227	RECONCILED	10/10/2022		58.20
0	ACCOUNTS_PAYABLE	10/10/2022	DIRECT ENERGY BUSINESS	931258	RECONCILED	10/18/2022		120.84
0	ACCOUNTS_PAYABLE	10/10/2022	FIRELANDS ELECTRIC COOP	988500	RECONCILED	10/17/2022		362.93
0	ACCOUNTS_PAYABLE	10/27/2022	HILLYARD OHIO	232220	RECONCILED	10/31/2022		1,154.05
0	ACCOUNTS_PAYABLE	10/27/2022	LOWE'S CREDIT SERVICES	165615	RECONCILED	10/31/2022		609.80
0	ACCOUNTS_PAYABLE	10/19/2022	NAPA AUTO PARTS	397311	RECONCILED	10/20/2022		486.23
0	ACCOUNTS_PAYABLE	10/19/2022	OHIO.NET INTERNET PROVIDERS	931559	RECONCILED	10/21/2022		174.29
0	ACCOUNTS_PAYABLE	10/19/2022	PARK NATIONAL BANK	900300	RECONCILED	10/19/2022		1,000.00
0	ACCOUNTS_PAYABLE	10/28/2022	PARK NATIONAL BANK	900300	RECONCILED	10/31/2022		4,065.89
0	ACCOUNTS_PAYABLE	10/27/2022	PITNEY BOWES	997301	RECONCILED	10/27/2022		1,450.15
0	ACCOUNTS_PAYABLE	10/28/2022	SCHOOL EMPLOYEES RETIREMENT	902003	RECONCILED	10/31/2022		16,394.34
0	ACCOUNTS_PAYABLE	10/19/2022	SPECTRUM COMMUNICATIONS	902009	RECONCILED	10/27/2022		271.72
0	ACCOUNTS_PAYABLE	10/28/2022	STATE TEACHERS RETIREMENT SYST	902002	RECONCILED	10/31/2022		30,219.80
0	ACCOUNTS_PAYABLE	10/10/2022	TREASURER OF STATE	269950	RECONCILED	10/18/2022		799.50
0	ACCOUNTS_PAYABLE	10/27/2022	US Bank One Card	131127	RECONCILED	10/28/2022		2,397.05
22762	ACCOUNTS_PAYABLE	10/7/2022	AEP CONNECTIONS, LLC	3702	RECONCILED	10/19/2022		150.00
22763	ACCOUNTS_PAYABLE	10/7/2022	FREDERICKTOWN H. S.	92435	RECONCILED	10/14/2022		150.00
22764	ACCOUNTS_PAYABLE	10/7/2022	GAME ONE	131372	RECONCILED	10/13/2022		310.00
22765	ACCOUNTS_PAYABLE	10/7/2022	GARMANN-MILLER & ASSOC.	131538	RECONCILED	10/14/2022		1,290.00
22766	ACCOUNTS_PAYABLE	10/7/2022	GIONINIO'S PIZZA	397180	RECONCILED	10/18/2022		74.11
22767	ACCOUNTS_PAYABLE	10/7/2022	COMDOC, INC.	178795	RECONCILED	10/12/2022		285.15
22768	ACCOUNTS_PAYABLE	10/7/2022	MAXIM HEALTHCARE SERVICES	131600	RECONCILED	10/19/2022		750.00
22769	ACCOUNTS_PAYABLE	10/7/2022	McGRAW-HILL SCHOOL EDUCATION	396662	RECONCILED	10/13/2022		655.88
22770	ACCOUNTS_PAYABLE	10/7/2022	MID OHIO TROPHY & AWARDS	189750	RECONCILED	10/24/2022		96.00
22771	ACCOUNTS_PAYABLE	10/7/2022	NORTH CENTRAL STATE COLLEGE	131289	RECONCILED	10/13/2022		1,028.99
22772	ACCOUNTS_PAYABLE	10/7/2022	OHIO ASSOCIATION FOR GIFTED	206275	RECONCILED	10/21/2022		325.00
22773	ACCOUNTS_PAYABLE	10/7/2022	OHSBCA DIST 6	69995	VOID		10/19/2022	30.00
22774	ACCOUNTS_PAYABLE	10/7/2022	ONTARIO ATHLETIC DEPARTMENT	396619	RECONCILED	10/12/2022		125.00
22775	ACCOUNTS_PAYABLE	10/7/2022	OPEN DOOR CAFE	131413	RECONCILED	10/14/2022		36.76
22776	ACCOUNTS_PAYABLE	10/7/2022	PETERS, KALIAL & MARKAKIS	183088	RECONCILED	10/12/2022		540.00
22777	ACCOUNTS_PAYABLE	10/7/2022	PIONEER CAREER &	212145	RECONCILED	10/12/2022		72.00
22778	ACCOUNTS_PAYABLE	10/7/2022	ROUTE 39 DESIGNS	232265	RECONCILED	10/11/2022		1,311.25
22779	ACCOUNTS_PAYABLE	10/7/2022	SCHOLASTIC INC	235995	RECONCILED	10/12/2022		1,719.92
22780	ACCOUNTS_PAYABLE	10/7/2022	School Health Corporation	396875	RECONCILED	10/11/2022		162.50
22781	ACCOUNTS_PAYABLE	10/7/2022	SCHOOL SPECIALTY	238220	RECONCILED	10/17/2022		2.72
22782	ACCOUNTS_PAYABLE	10/7/2022	SGAMBELLONE, NANCY	370980	RECONCILED	10/11/2022		86.88
22783	ACCOUNTS_PAYABLE	10/7/2022	The Meeting Connection	268076	RECONCILED	10/14/2022		355.00



Start Date: 10/01/2022

End Date: 10/31/2022

## LUCAS LOCAL SCHOOL DISTRICT

### MONTHLY CHECK REGISTER

Check Number	Type	Date	Name	Vendor #	Status	Reconcile Date	Void Date	Amount
22784	ACCOUNTS_PAYABLE	10/7/2022	TOWN MONEY SAVER INC	131616	RECONCILED	10/25/2022		\$ 1,096.00
22785	ACCOUNTS_PAYABLE	10/7/2022	TRECA DIGITAL ACADEMY	267860	RECONCILED	10/14/2022		150.00
22786	ACCOUNTS_PAYABLE	10/7/2022	VASCO ASPHALT COMPANY	274052	RECONCILED	10/14/2022		99,887.00
22787	ACCOUNTS_PAYABLE	10/7/2022	VILLAGE OF LUCAS	276380	RECONCILED	10/12/2022		8,834.38
22788	ACCOUNTS_PAYABLE	10/7/2022	WYNFORD H S	295620	RECONCILED	10/20/2022		125.00
22789	ACCOUNTS_PAYABLE	10/14/2022	AGPARTS WORLDWIDE, INC.	8852	RECONCILED	10/18/2022		369.10
22790	ACCOUNTS_PAYABLE	10/14/2022	ADVANCED AUTO PARTS	45800	RECONCILED	10/25/2022		25.40
22791	ACCOUNTS_PAYABLE	10/14/2022	COLUMBIA GAS	55990	OUTSTANDING			752.19
22792	ACCOUNTS_PAYABLE	10/14/2022	Michele Fisher	89112	RECONCILED	10/19/2022		232.88
22793	ACCOUNTS_PAYABLE	10/14/2022	GORDON FOOD SERVICE	105225	RECONCILED	10/19/2022		6,070.27
22794	ACCOUNTS_PAYABLE	10/14/2022	GRAINGER INC	105375	RECONCILED	10/19/2022		44.38
22795	ACCOUNTS_PAYABLE	10/14/2022	TRUCK SALES & SERVICE, INC.	116090	RECONCILED	10/18/2022		109.34
22796	ACCOUNTS_PAYABLE	10/14/2022	CINTAS CORPORATION #003	131183	RECONCILED	10/20/2022		96.06
22797	ACCOUNTS_PAYABLE	10/14/2022	RUMPKE OF OHIO, INC.	131247	RECONCILED	10/20/2022		1,629.13
22798	ACCOUNTS_PAYABLE	10/14/2022	OHIO STATE UNIVERSITY, THE	131571	RECONCILED	10/21/2022		165.80
22799	ACCOUNTS_PAYABLE	10/14/2022	THE OHIO STATE UNIVERSITY	131609	RECONCILED	10/20/2022		170.00
22800	ACCOUNTS_PAYABLE	10/14/2022	ADMINREMIX LLC	131696	RECONCILED	10/26/2022		566.69
22801	ACCOUNTS_PAYABLE	10/14/2022	KBZ ELECTRIC INC	142050	RECONCILED	10/18/2022		1,191.57
22802	ACCOUNTS_PAYABLE	10/14/2022	ALFRED NICKLES BAKERY	204500	RECONCILED	10/19/2022		229.95
22803	ACCOUNTS_PAYABLE	10/14/2022	O'Reilly Auto Parts	208487	RECONCILED	10/25/2022		219.35
22804	ACCOUNTS_PAYABLE	10/14/2022	US BANK EQUIPMENT FINANCE	211135	RECONCILED	10/19/2022		894.37
22805	ACCOUNTS_PAYABLE	10/14/2022	SCHOOL SPECIALTY	238220	RECONCILED	10/24/2022		68.95
22806	ACCOUNTS_PAYABLE	10/14/2022	SMITHFOODS INC	252305	RECONCILED	10/18/2022		1,968.00
22807	ACCOUNTS_PAYABLE	10/14/2022	T A C	266500	RECONCILED	10/19/2022		50.79
22808	ACCOUNTS_PAYABLE	10/14/2022	OSBA	396483	RECONCILED	10/19/2022		40.00
22809	ACCOUNTS_PAYABLE	10/14/2022	CARDINAL BUS SALES	396769	RECONCILED	10/21/2022		50.07
22810	ACCOUNTS_PAYABLE	10/14/2022	RIGHTWAY FOOD SERVICE	397070	RECONCILED	10/21/2022		2,127.35
22811	ACCOUNTS_PAYABLE	10/14/2022	SCHOOL HEALTH CORPORATION	397174	RECONCILED	10/18/2022		118.46
22812	ACCOUNTS_PAYABLE	10/14/2022	FORGET ME NOT FLOWER SHOP	397388	RECONCILED	10/19/2022		182.00
22813	ACCOUNTS_PAYABLE	10/19/2022	ADVANCED AUTO PARTS	45800	RECONCILED	10/25/2022		48.74
22814	ACCOUNTS_PAYABLE	10/19/2022	ASHLAND UNIVERSITY	8285	RECONCILED	10/27/2022		153.00
22815	ACCOUNTS_PAYABLE	10/19/2022	EJ THERAPY INC	396559	RECONCILED	10/26/2022		7,088.75
22816	ACCOUNTS_PAYABLE	10/19/2022	FOLLETT SCHOOL SOLUTIONS INC.	91875	RECONCILED	10/24/2022		2,424.15
22817	ACCOUNTS_PAYABLE	10/19/2022	G & L SUPPLY CO	96450	RECONCILED	10/27/2022		1,093.35
22818	ACCOUNTS_PAYABLE	10/19/2022	KIMBALL MIDWEST	397105	RECONCILED	10/25/2022		519.33
22819	ACCOUNTS_PAYABLE	10/19/2022	LOWE, ABBY	131312	RECONCILED	10/31/2022		399.00
22820	ACCOUNTS_PAYABLE	10/19/2022	LUCAS FOOD SERVICE	396189	RECONCILED	10/24/2022		130.72
22821	ACCOUNTS_PAYABLE	10/19/2022	MAHONEY, CARISSA	396271	OUTSTANDING			375.00
22822	ACCOUNTS_PAYABLE	10/19/2022	O'Reilly Auto Parts	208487	RECONCILED	10/27/2022		560.48

Start Date: 10/01/2022

End Date: 10/31/2022

## LUCAS LOCAL SCHOOL DISTRICT MONTHLY CHECK REGISTER

Check Number	Type	Date	Name	Vendor #	Status	Reconcile Date	Void Date	Amount
22823	ACCOUNTS_PAYABLE	10/19/2022	DISTRICT VI VOLLEYBALL COACHES ASSOC	69995	RECONCILED	10/25/2022		\$ 30.00
22824	ACCOUNTS_PAYABLE	10/19/2022	SCHOOL SPECIALTY	238220	RECONCILED	10/28/2022		1,512.20
22825	ACCOUNTS_PAYABLE	10/19/2022	SCOTT, SHARON	131532	RECONCILED	10/24/2022		3,210.00
22826	ACCOUNTS_PAYABLE	10/19/2022	SGAMBELLONE, NANCY	370980	OUTSTANDING			175.00
22827	ACCOUNTS_PAYABLE	10/19/2022	T A C	266500	RECONCILED	10/26/2022		7.60
22828	ACCOUNTS_PAYABLE	10/19/2022	TRUCK SALES & SERVICE, INC.	116090	RECONCILED	10/25/2022		496.00
22829	ACCOUNTS_PAYABLE	10/19/2022	WOOD, JENNIFER	394000	RECONCILED	10/24/2022		1,875.00
22830	ACCOUNTS_PAYABLE	10/19/2022	ZEP MANUFACTURING CO	299325	RECONCILED	10/24/2022		204.20
22831	ACCOUNTS_PAYABLE	10/28/2022	ABSOLUTE PEST CONTROL	131381	OUTSTANDING			435.00
22832	ACCOUNTS_PAYABLE	10/28/2022	DELIANIDES, CARLA	317000	OUTSTANDING			287.50
22833	ACCOUNTS_PAYABLE	10/28/2022	EWELL EDUCATIONAL SERVICES	131546	OUTSTANDING			335.00
22834	ACCOUNTS_PAYABLE	10/28/2022	G & L SUPPLY CO	96450	OUTSTANDING			53.65
22835	ACCOUNTS_PAYABLE	10/28/2022	GALLOPADE INTERNATIONAL, INC.	101255	OUTSTANDING			5,614.82
22836	ACCOUNTS_PAYABLE	10/28/2022	JOSTENS INC	141530	RECONCILED	10/31/2022		122.23
22837	ACCOUNTS_PAYABLE	10/28/2022	NEWS JOURNAL	397002	OUTSTANDING			326.06
22838	ACCOUNTS_PAYABLE	10/28/2022	POSTMASTER	216195	OUTSTANDING			1,000.00
22839	ACCOUNTS_PAYABLE	10/28/2022	MANSFIELD STRUCTURAL	178080	OUTSTANDING			278.68
22840	ACCOUNTS_PAYABLE	10/28/2022	McGRAW-HILL SCHOOL EDUCATION	396662	OUTSTANDING			70.94
22841	ACCOUNTS_PAYABLE	10/28/2022	MID-BUCKEYE CONFERENCE	131107	OUTSTANDING			220.00
22842	ACCOUNTS_PAYABLE	10/28/2022	PIN HOOK MEATS	131425	OUTSTANDING			124.80
22843	ACCOUNTS_PAYABLE	10/28/2022	POWELL SUPPLY	216600	OUTSTANDING			167.20
22844	ACCOUNTS_PAYABLE	10/28/2022	RIDDELL ALL AMERICAN	3725	OUTSTANDING			4,324.75
22845	ACCOUNTS_PAYABLE	10/28/2022	School Health Corporation	396875	OUTSTANDING			2,527.29
22846	ACCOUNTS_PAYABLE	10/28/2022	STANDARD PLUMBING &	257100	OUTSTANDING			970.00
22847	ACCOUNTS_PAYABLE	10/28/2022	STARK COUNTY COG	397268	OUTSTANDING			64,992.61
22848	ACCOUNTS_PAYABLE	10/28/2022	T A C	266500	OUTSTANDING			4.95
<b>Grand Total</b>								<b>\$ 592,138.49</b>

**LUCAS LOCAL SCHOOL DISTRICT**  
**Monthly Summary of Revenues by Fund**

Fund	Description	FYTD Receivable	FYTD Actual Receipts	MTD Actual Receipts	FYTD Balance Receivable	FYTD Percent Receivable
001	GENERAL	\$ 8,276,930.26	\$ 3,423,514.00	\$ 395,652.78	\$ 4,853,416.26	41.36 %
003	PERMANENT IMPROVEMENT	0.00	0.00	0.00	0.00	0.00
006	FOOD SERVICE	190,230.00	41,641.42	25,740.70	148,588.58	21.89
007	SPECIAL TRUST	112.00	195.81	58.04	(83.81)	174.83
008	ENDOWMENT	12,135.00	3,403.70	117.65	8,731.30	28.05
018	PUBLIC SCHOOL SUPPORT	3,435.00	163.42	64.98	3,271.58	4.76
019	OTHER GRANT	50,250.00	5,900.90	0.00	44,349.10	11.74
020	SPECIAL ENTERPRISE FUND	0.00	0.00	0.00	0.00	0.00
070	CAPITAL PROJECTS	750,000.00	0.00	0.00	750,000.00	0.00
200	STUDENT MANAGED ACTIVITY	12,200.00	5,100.28	1,146.25	7,099.72	41.81
300	DISTRICT MANAGED ACTIVITY	96,491.02	75,817.60	13,202.50	20,673.42	78.57
451	DATA COMMUNICATION FUND	5,400.00	2,700.00	2,700.00	2,700.00	50.00
467	Student Wellness and Success Fund	0.00	0.00	0.00	0.00	0.00
499	MISCELLANEOUS STATE GRANT FUND	0.00	0.00	0.00	0.00	0.00
507	ELEMENTARY AND SECONDARY SCHOOL EMERGENCY RELIEF FUND	171,410.60	10,918.43	0.00	160,492.17	6.37
508	GOVERNOR'S EMERGENCY EDUCATION RELIEF FUND	0.00	0.00	0.00	0.00	0.00
510	CORONA VIRUS RELIEF FUND	0.00	0.00	0.00	0.00	0.00
516	IDEA PART B GRANTS	107,102.55	6,808.75	0.00	100,293.80	6.36
572	TITLE I DISADVANTAGED CHILDREN	87,246.87	10,261.50	0.00	76,985.37	11.76
584	TITLE IV, PART A STUDENT SUPP AND ACADEMIC ENRICH	10,000.00	0.00	0.00	10,000.00	0.00
587	IDEA PRESCHOOL-HANDICAPPED	2,400.52	0.00	0.00	2,400.52	0.00
590	IMPROVING TEACHER QUALITY	14,904.77	0.00	0.00	14,904.77	0.00
599	MISCELLANEOUS FED. GRANT FUND	40,824.50	154,360.47	0.00	(113,535.97)	378.11
<b>Grand Total</b>		<b>\$ 9,831,073.09</b>	<b>\$ 3,740,786.28</b>	<b>\$ 438,682.90</b>	<b>\$ 6,090,286.81</b>	

## LUCAS LOCAL SCHOOL DISTRICT

### Spending Plan Summary

ODE Line Number	Monthly Estimate	Monthly Actual	Monthly Difference	FYTDEstimate	FYTDActual	FYTDDifference
01.010 General Property (Real Estate)	\$ 0.00	\$ 0.00	\$ 0.00	\$ 745,000.00	\$ 702,163.08	\$ (42,836.92)
01.020 Tangible Personal Property Tax	0.00	0.00	0.00	1,126,530.00	1,310,281.67	183,751.67
01.030 Income Tax	0.00	0.00	0.00	0.00	0.00	0.00
01.035 Unrestricted Grants-in-Aid	229,320.00	268,529.13	39,209.13	917,280.00	984,046.89	66,766.89
01.040 Restricted Grants-in-Aid	17,939.00	18,051.65	112.65	71,756.00	71,901.74	145.74
01.045 Restricted Federal Grants-in-Aid - SFSF	0.00	0.00	0.00	0.00	0.00	0.00
01.050 Property Tax Allocation	0.00	0.00	0.00	154,623.00	154,623.87	0.87
01.060 All Other Operating Revenue	29,500.00	109,072.00	79,572.00	114,856.00	194,946.58	80,090.58
01.070 Total Revenue	276,759.00	395,652.78	118,893.78	3,130,045.00	3,417,963.83	287,918.83
02.010 Proceeds from Sale of Notes	0.00	0.00	0.00	0.00	0.00	0.00
02.020 State Emergency Loans & Advancements (Approved)	0.00	0.00	0.00	0.00	0.00	0.00
02.040 Operating Transfers-In	0.00	0.00	0.00	0.00	0.00	0.00
02.050 Advances-In	0.00	0.00	0.00	0.00	0.00	0.00
02.060 All Other Financial Sources	2,000.00	0.00	(2,000.00)	7,000.00	5,550.17	(1,449.83)
02.070 Total Other Financing Sources	2,000.00	0.00	(2,000.00)	7,000.00	5,550.17	(1,449.83)
<b>02.080 Total Revenues and Other Financing Sources</b>	<b>278,759.00</b>	<b>395,652.78</b>	<b>116,893.78</b>	<b>3,137,045.00</b>	<b>3,423,514.00</b>	<b>286,469.00</b>
03.010 Personal Services	284,090.00	277,123.16	(6,966.84)	1,233,791.00	1,227,804.77	(5,986.23)
03.020 Employees' Retirement/Insurance Benefits	112,500.00	114,933.62	2,433.62	448,755.00	451,187.53	2,432.53
03.030 Purchased Services	120,000.00	39,387.18	(80,612.82)	286,063.00	205,452.16	(80,610.84)
03.040 Supplies and Materials	30,500.00	22,437.12	(8,062.88)	125,696.59	117,634.21	(8,062.38)
03.050 Capital Outlay	0.00	111.96	111.96	0.00	16,868.32	16,868.32
03.060 Intergovernmental	0.00	0.00	0.00	0.00	0.00	0.00
04.010 Debt Service: All Principal (Historical)	0.00	0.00	0.00	0.00	0.00	0.00
04.020 Debt Service: Principal-Notes	0.00	0.00	0.00	0.00	0.00	0.00
04.030 Debt Service: Principal - State Loans	0.00	0.00	0.00	0.00	0.00	0.00
04.040 Debt Service: Principal - State Advancements	0.00	0.00	0.00	0.00	0.00	0.00
04.050 Debt Service: Principal - HB 264 Loans	37,000.00	0.00	(37,000.00)	37,000.00	0.00	(37,000.00)
04.055 Debt Service: Principal - Other	0.00	0.00	0.00	0.00	0.00	0.00
04.060 Debt Service: Interest and Fiscal Charges	3,663.00	0.00	(3,663.00)	3,663.00	0.00	(3,663.00)
04.300 Other Objects	3,300.00	1,735.80	(1,564.20)	60,975.00	59,556.26	(1,418.74)
04.500 Total Expenditures	591,053.00	455,728.84	(135,324.16)	2,195,943.59	2,078,503.25	(117,440.34)
05.010 Operational Transfers - Out	0.00	0.00	0.00	0.00	0.00	0.00
05.020 Advances - Out	0.00	0.00	0.00	0.00	0.00	0.00
05.030 All Other Financing Uses	0.00	0.00	0.00	0.00	0.00	0.00
05.040 Total Other Financing Uses	0.00	0.00	0.00	0.00	0.00	0.00
<b>05.050 Total Expenditure and Other Financing Uses</b>	<b>591,053.00</b>	<b>455,728.84</b>	<b>(135,324.16)</b>	<b>2,195,943.59</b>	<b>2,078,503.25</b>	<b>(117,440.34)</b>
<b>06.010 Excess Rev &amp; Oth Financing Sources over(under) Exp &amp; Oth F</b>	<b>(312,294.00)</b>	<b>(60,076.06)</b>	<b>252,217.94</b>	<b>941,101.41</b>	<b>1,345,010.75</b>	<b>403,909.34</b>
07.010 Cash Balance-July1 -Excluding Proposed Renew/Replace & New	0.00	12,892,120.96	12,892,120.96	0.00	11,487,034.15	11,487,034.15
07.020 Cash Balance June 30	(312,294.00)	12,832,044.90	13,144,338.90	941,101.41	12,832,044.90	11,890,943.49
08.010 Estimated Encumbrances June 30	0.00	1,179,530.22	1,179,530.22	0.00	1,179,530.22	1,179,530.22